

Designed for the designers

Innov-is F540E & F580



Turn heads with the sleek and stylish Innov-is F540E and F580.

Whether you've been sewing for a while, or are just starting out, the advanced needle threader, drop-in bobbin and easy to thread system make these machines so simple to use.

See your style come alive on the colour LCD screen and make your unique mark with brand new embroidery patterns. Unlock the artist within with early bird access to Brother's new Artspira app and wireless connection.

Innov-is F540E

Features

- 180 x 130 mm embroidery area
- 193 built-in embroidery designs with 55 never seen before!
- 13 embroidery fonts
- Jump stitch trimming
- Colour sorting
- Advanced needle threader
- Wireless LAN enabled





1. Start/stop button 2. Needle Position button 3. Thread cutter button 4. Handwheel
 5. Colour liquid crystal display 6. Operation panel 7. USB port 8. Embroidery frame
 9. Embroidery unit 10. Embroidery presser foot 11. Needle threader lever




Wireless connectivity for design transfers and Artspira app connection



Eye-catching built-in embroidery designs



On-screen editing capabilities



Set your makes on fire


With the Innov-is F540E and F580's 193 eye-catching embroidery designs

Words come easily when you have 13 embroidery fonts at your fingertips. And even easier when you combine them with the on-screen editing function. Use the clear, colour LCD touch screen to flip, rotate, change the colour and repeat designs and text.

Time is money, darling, so use the colour sorting function for increased efficiency and fewer thread changes. With the programmable jump stitch trimmer, you'll save time, plus you'll save on cleaning up too!

With these machines nothing can limit your design potential. With wireless capability you can easily transfer new embroidery data to your machine with the free Design Database Transfer program (Windows only). Why not draw your own using our Artspira app, or work your design magic using our PE-Design 11 software (extra purchase required).

Protect precious fabrics and make hooping a cinch with the optional 180 x 100 mm magnet frame (additional purchase necessary).



Innov-is F80



Additional Features

- 241 sewing stitches, including 10 buttonholes, plus 5 fonts
- 190mm Workspace
- Sideways feeding sewing and SFDS
- Automatic upper thread tension
- Auto thread cutter
- My Custom Stitch™
- Hard case





All the features of Innov-is F540E plus:

- 1. Automatic upper thread tension 2. 7.4" (190cm) Workspace 3. Auto thread cutter
- 4. 241 sewing stitches, including 10 buttonholes, plus 5 fonts 5. My Custom Stitch™
- 6. Hard case 7. Sideways feeding sewing and SFDS



Variety of decorative stitches built-in



Free arm sewing for small areas



One-step buttonhole sewing





Sew sophistication

The Innov-is F580 has 241 utility and decorative stitches, including 10 one-step buttonholes, plus 5 lettering fonts

Expand your portfolio even further with My Custom Stitch™. Design your own decorative stitches directly into your machine using the colour LDC screen. Save them to use across a whole range of makes. With four-way side feeding, decorative stitches are precise and crisp.

Professional finishes come as standard with Brother's innovative Square Feed Drive System (SFDS), giving you superior quality, strong stitching on any fabric. Adjustable foot pressure helps you sew pucker-free seams on even the most stretchy of fabrics. Now there's no need to avoid 'difficult' materials.

With a central panel including slide speed control, lockstitch, speed up/down button, thread cutter and start/stop button, precision control comes as a standard.

We've built the Innov-is F580 to be a strong and reliable quilting partner

Stitch beauty into everything you make with the built-in quiltbroidery patterns

With a superior stitch quality and auto thread tension you won't need to worry about the durability or look of your stitches.

The included walking foot means you'll tackle multi-layer quilts with ease, no matter what combinations of materials you use to make them.

Get the straightest of stitches and sharpest of corners, placed in exactly the right places, with the included quilting guide and quarter inch foot. For extra control use the knee lift.

The optional wide table (additional purchase necessary), combined with the 7.4" (190 mm) working space, makes large projects a breeze.





Features

Innov-is F540E

Innov-is F580




















Type of screen	LCD touchscreen colour	LCD touchscreen colour
Display size	3.7"	3.7"
Number of sewing stitches *		241
Buttonholes		10
Built-in lettering styles (sewing)		5
Built-in lettering styles (embroidery)	13	13
Built-in embroidery patterns	193	193
Built-in embroidery frame patterns	140 (10 shapes x 14 stitch types)	140 (10 shapes x 14 stitch types)
Needle threading system	advanced	advanced
Automatic thread cutter	✓	✓
Colour sorting	✓	✓
Jump stitch trimmer	✓	✓
SFDS (Square Feed Drive System)		✓
Adjustable presser foot pressure		electronic
Lockstitch button		✓
Multi-directional sewing		✓ (up to 4 sideways)
Adjustable thread tension	automatic	automatic
Electronic slide speed control		✓
Combine stitches		✓
Speed control customised for zig-zag width		✓
Repeated single sewing		✓
Automatic reverse/ reinforcement stitch		✓
Mirror imaging		✓
My Custom Stitch™		✓
Realistic preview of the patterns	✓	✓
Patterns – size change, rotation, mirror, ...	✓	✓
Font size selection (L-M-S)	✓	✓
Text editing functions – multiple line text input	✓	✓
Free motion embroidery		free motion foot: optional
Knee lift		✓
Multi Function Foot Controller		optional
Mechanical dual feed (walking foot)		✓
USB port	✓	✓
Wireless connectivity	✓	✓

* including buttonhole styles



What's in the box

What's in the Innov-is F540E box

-  Embroidery foot “Q” (On machine)
-  Needle set
-  Bobbin x 4 (One bobbin is on machine)
-  Seam ripper
-  Scissors
-  Cleaning brush
-  Screwdriver (large)
-  Screwdriver (small)
-  Disc-shaped screwdriver
-  Spool cap (large)
-  Spool cap (medium) (On machine)
-  Spool cap (small)
-  Thread spool insert (mini king thread spool)
-  Spool net
-  Bobbin case (no color on the screw) (on machine)
-  Embroidery frame set (large) 18cm(H) × 13cm(W)
-  Embroidery bobbin thread (90 weight, white)
-  Accessory bag
-  Dust cover
-  Operation Manual
-  Quick Reference Guide
-  Embroidery Design Guide



*1 75/11 3 needles, 90/14 1 needle

*All included accessories are correct at time of publication and are subject to change without notice

What's in the Innov-is F580 box

	Zigzag foot "J" (on machine)		Screwdriver (large)
	Monogramming foot "N"		Screwdriver (small)
	Overcasting foot "G"		Disc-shaped screwdriver
	Zipper foot "I"		Horizontal spool pin
	Blind stitch foot "R"		Spool cap (large)
	Button fitting foot "M"		Spool cap (medium) x 2 (One spool cap is on machine.)
	Buttonhole foot "A"		Spool cap (small)
	Embroidery foot "Q"		Thread spool insert (mini king thread spool)
	Free motion open toe quilting foot "O"		Spool net
	Walking foot		Knee lifter
	1/4" piecing foot		Standard bobbin case (on machine)
	Quilting guide		Alternate bobbin case (no colour on the screw)
	Side cutter "S"		Foot controller
	Open toe foot		Embroidery frame set (extra large (multi-position)) 30cm(H) x 3cm(W)
	Non stick foot		Embroidery frame set (large) 18cm(H) x 13cm(W)
	Stitch guide foot "P"		Embroidery bobbin thread (60 weight, white)
	Adjustable zipper/piping foot		Accessory bag
	Needle set		Hard case
	Twin needle		Grid sheet set
	Bobbin x 4 (One bobbin is on machine)		Operation Manual
	Seam ripper		Quick Reference Guide
	Scissors		Embroidery Design Guide
	Cleaning brush		
	Eyelet punch		



*1 75/11 2 needles, 90/14 2 needles, 90/14 2 needles: Ball point needle (gold coloured)

*2 2/11 needle

*3 These accessories are included in the same box as the embroidery unit

*All included accessories are correct at time of publication and are subject to change without notice

Welcome to your newest creative companion, Artspira.

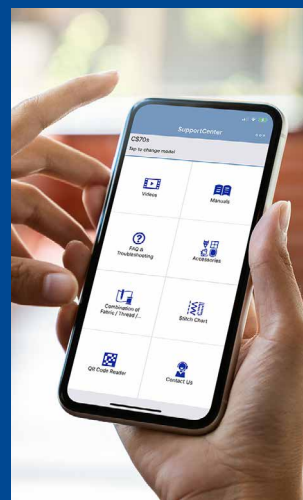
**With Artspira, creativity is
everywhere and imagination
is everything.**

Unlock the artist within. Use the Artspira app to draw your own simple embroidery patterns and transfer wirelessly to your machine.

Express yourself. Artspira gives you instant access to exclusive Brother projects and patterns each month*.

Explore, imagine, create. Artspira, inspiration 'At your side'.

*Early bird access is free, paid for services with the app will be added at a later date.




Brother Support App

At Brother we're always 'At your side' and will be with you every step of your sewing journey.

Our tutorial movies and a support app are only a click away, so download today.

To get your creativity flowing we've produced some 'how-to' movies to help and inspire you, find them on our website.



brother
at your side

All specifications correct at time of publication and are subject to change without notice. Brother and its logo are trademarks of Brother Industries LTD., Japan.
All registered trademarks referenced herein are the property of their respective companies.

Free downloadable templates
CanvasWorkspace



Working with you for a better environment
www.brotherearth.com